

Google Finance: Stock marks x CAPITALINE DATABASES x

capitaline.com/SiteFrame.aspx?id=1

Apps C-MOTS Marketing Feedback - U Axis Bank INDIANBANK INTERNET HDFC Bank NetBanking Google Finance Convert DOC to PDF On

Capitaline Newswire App

WELCOME utkal
Change Password | Logout

CAPITALINE PLUS DATABASES

Transcripts e magazine

Company [v] Enter characters Go What's New! Home Feedback Reach Us Settings System Requirements Help Key Definitions Brochure Customer Feedback Survey

Company
Industry
House
Peerset

Click on Drop Down to select any Company

Live News

[30-Dec 08:10]
Sun Pharma to be watched after clarification on fire accident..Details..

[30-Dec 08:11]

Sector Trend

[Dec 10, 2016 19:55 Hrs IST]
Chemicals: Specialty chemicals on high growth
Chemicals: Specialty chemicals on high growth More...

[Dec 09, 2016 18:23 Hrs IST]
Agriculture: Rabi crop sowing picks up
Agriculture: Rabi crop sowing picks up More...

Result Analysis

[Dec 16, 2016 00:00]
Housing Development & Infrastructure
OPM crashes by 940 bps More...

Analyst Meet

Industry Fact Sheet (Rs in Crores)

Performance of Top "20" Indian Industries.

Name	Latest Equity	Sales	HP	Mkt. Cap.
All Industries	625,413.60	8,457,907.25	415,981.31	10,744,455.69
Computer-SW Larg	3,448.57	297,261.40	63,710.95	1,022,198.80
Banks-Pvt Sector	44,431.33	389,227.70	55,466.54	891,905.02
Refineries	21,662.43	1,166,408.26	51,539.78	719,119.47
Phrm-I-BD For/Lr	1,627.16	79,093.95	9,480.07	466,533.35
Banks-Pub Sector	24,587.31	814,870.30	-14,154.28	386,822.32
Power Generation	114,209.45	444,564.95	21,904.86	383,586.21
OilExplr/Allied	10,919.80	112,082.22	19,356.58	321,613.16
Mining/Minerals	18,116.82	167,874.20	43,086.12	303,380.04
Cigarettes	1,271.54	40,777.40	9,791.28	294,518.83
Fin-Hsg-Large	3,916.42	63,968.35	12,736.07	261,958.70
Fin-Inv/Others	40,878.06	334,214.54	23,799.06	258,134.58
Cement-Maj-North	3,533.93	83,908.54	4,719.43	247,302.90
Per Care-MNC	501.59	56,737.06	6,469.22	238,666.92
Auto-Cars	8,269.45	186,923.80	7,776.22	233,568.59
Auto-LCVs/HCVs	1,101.25	78,473.08	2,266.49	223,228.64
Telecom-Service	24,769.88	224,176.70	-9,559.13	181,057.19
Engg-Tunkey Serv	5,271.19	104,668.95	5,488.83	166,211.99
PerCare-Ind-Larg	448.80	25,220.75	3,088.26	153,368.72
Misc - Med/Small	19,856.00	79,400.53	5,730.31	150,674.56
Paints/Varnish	463.95	25,747.62	2,601.91	128,993.18

Capital line

start

CAPITALIN... Inbox - Mic... capitaline-o... 2 Microso... 3:19 PM

List Of Companies

Enter first few characters and hit "go" to select a company

Company Name : Go

Your search for 'ITC' generated the following result

- ITC - Eaglestar
- ITC Agro-Tech Finance & Investment Ltd
- ITC Bhadrachalam Finance & Investments Ltd
- ITC Bhadrachalam Paperboards Ltd (Merged)
- ITC Classic Finance Ltd (Merged)
- ITC Classic Real Estate Finance
- ITC Filtrona Ltd
- ITC Financial Services
- ITC Hotels Finance And Investment Ltd
- ITC Hotels Ltd (Merged)
- ITC Infotech India Ltd
- ITC Investment & Holdings Ltd
- ITC Ltd
- ITC Threadneedle - High Interest Fund
- ITC Threadneedle Mutual Fund
- ITC-ConAgra
- ITC-Zeneca Ltd
- A.P.S Electrical And Switchgears
- Advance Panels & Switchgears Pvt Ltd
- APITCO Ltd
- Aran Kitchenworld (India) Pvt Ltd
- AT & T Switching Systems
- Beacon Creditcap Pvt Ltd
- Bitco Foods Pvt Ltd

Type company name & click on Go button

Company Background	
Business Group	MNC Associate - ITC
Sector	Tobacco Products
Incorporation Year	1910
Incorporation Date	24-Aug-1910
Chairman	Yogesh Chander Deveshwar
Managing Director	NA
Company Secretary	Biswa Behari Chatterjee
Auditor	Deloitte Haskins & Sells
Registered Office	Virginia House, 37 Jawaharlal Nehru Road, Kolkata, 700071, West Bengal
Telephone	91-033-22886426/22880034/22889371
Fax	91-033-22882259/22882260/1256/2358
E-mail	isc@itc.in
Website	http://www.itcportal.com
Face Value (Rs)	1
BSE Code	500875
BSE Group	A
NSE Code	ITC
Bloomberg	ITC IN
Reuters	ITC.BO
ISIN Demat	INE154A01025

After Select the name, company background will appear

Google Finance: Stock market | CAPITALINE DATABASES

capitaline.com/SiteFrame.aspx?id=1

Apps | C-MOTS | Marketing Feedback - Us | Axis Bank | INDIANBANK INTERNET | HDFC Bank NetBanking | Google Finance | Convert DOC to PDF On

CAPITALINE PLUS | Transcripts | e magazine | Capitaline Newswire App | GET IT ON Google Play

Welcome utkal | Change Password | Logout

Company: ITC | Go | What's New! | Home | Feedback | Reach Us | Settings | System Requirements | Help | Key Definitions | Brochure | Customer Feedback Survey

CM-Live News | Market Commentary | Hot Pursuit | Result Analysis | Result Announcements | AGM Reports | Analyst Meet Reports | Corporate News

Corporate Events | Announcements

Company | General | Finance

Company at a Glance | Financial Overview | Balance Sheet | Balance Sheet Consolidated | Balance Sheet Abstract | Investments | Profit & Loss | Profit & Loss Consolidated | Deferred Tax

Company >> Finance >> Balance Sheet

ITC Ltd
Industry: Cigarettes

(Rs in Crores)

Condensed | Actual | Go

Year	Mar 16	Mar 15	Mar 14	Mar 13	Mar 12	Mar 11	Mar 10	Mar 09	Mar 08	Mar 07
SOURCES OF FUNDS :										
Share Capital +	804.72	801.55	795.32	790.18	781.84	773.81	381.82	377.44	376.86	376.22
Reserves Total +	32,124.28	29,934.14	25,466.70	21,497.67	18,010.05	15,179.46	13,682.56	13,357.64	11,680.81	10,060.86
Equity Share Warrants	0.00	0.00	0.00	0.00	0.00	0.00	0.00	0.00	0.00	0.00
Equity Application Money	0.00	0.00	0.00	0.00	0.00	0.00	0.00	0.00	0.00	0.00
Total Shareholders Funds	32,929.00	30,735.69	26,262.02	22,287.85	18,791.89	15,953.27	14,064.38	13,735.08	12,057.67	10,437.08
Secured Loans +	3.60	0.02	0.00	0.00	1.77	1.94	0.00	11.63	5.57	60.78
Unsecured Loans +	38.00	38.00	38.00	38.00	38.00	97.26	107.71	165.92	208.86	140.10
Total Debt	41.60	38.02	38.00	38.00	39.77	99.20	107.71	177.55	214.43	200.88
Other Liabilities+	0.00	0.00	0.00	0.00	0.00	0.00	0.00	0.00	0.00	0.00
Total Liabilities	41.60	38.02	38.00	38.00	39.77	99.20	14,172.09	13,912.63	12,272.10	10,637.96
APPLICATION OF FUNDS :										
Gross Block +							11,967.86	10,558.65	8,959.70	7,134.31
Less : Accumulated Depreciation +							3,825.46	3,286.74	2,790.87	2,389.54
Less: Impairment of Assets							0.00	0.00	0.00	0.00
Net Block +	14,142.40	14,142.40	14,142.40	14,142.40	14,142.40	8,345.11	8,142.40	7,271.91	6,168.83	4,744.77
Lease Adjustment	0.00	0.00	0.00	0.00	0.00	0.00	0.00	0.00	0.00	0.00
Capital Work in Progress+	2,500.83	2,114.14	2,295.73	1,487.79	2,276.75	1,333.40	1,008.99	1,214.06	1,126.82	866.14
Producing Properties	0.00	0.00	0.00	0.00	0.00	0.00	0.00	0.00	0.00	0.00

Balance Sheet of Last 10 years

- Top Management
- Bankers
- Locations
- Collaborators
- Credit Rating
- Finance

Company >> Finance >> Profit & Loss

ITC Ltd
 Industry : Cigarettes

(Rs in Crores)

Year	Mar 16 (12)	Mar 15 (12)	Mar 14 (12)	Mar 13 (12)	Mar 12 (12)	Mar 11 (12)	Mar 10 (12)	Mar 09 (12)	Mar 08 (12)	Mar 07 (12)
INCOME :										
Sales Turnover +	51,944.57	50,389.01	47,068.66	42,105.51	35,220.89	30,819.28	26,259.60	23,143.53	21,355.94	19,300.04
Excise Duty	15,107.18	13,881.61	13,830.06	12,204.24	10,073.43	9,360.30	8,106.41	7,531.61	7,435.18	7,206.16
Net Sales	36,837.39	36,507.40	33,238.60	29,901.27	25,147.46	21,458.98	18,153.19	15,611.92	13,920.76	12,093.88
Other Income +	1,803.74	1,543.13	1,107.14	888.77	825.34	579.82	636.55	557.48	635.24	349.96
Stock Adjustments +	-58.17	214.53				270.55	-175.24	136.35	32.46	266.30
Total Income	38,582.96	38,265.00				32,335.35	18,614.50	16,305.75	14,588.46	12,710.14
EXPENDITURE :										
Raw Materials +	13,644.83	14,700.00					6,832.02	6,094.22	6,022.39	5,390.67
Power & Fuel Cost+	541.57						387.34	394.12	309.90	253.00
Employee Cost +	1,883.51						1,002.39	886.57	728.51	628.00
Other Manufacturing Expenses +	1,503.48						820.77	813.48	320.22	276.23
Selling and Administration Expenses +	3,880.51						2,388.60	2,273.23	1,705.17	1,408.81
Miscellaneous Expenses +	1,064.29						540.96	493.88	567.00	490.29
Less: Pre-operative Expenses Capitalised+	0.00						71.88	72.55	112.75	42.52
Total Expenditure	22,518.19	23,227.53					11,900.20	10,882.95	9,540.44	8,404.48
Operating Profit	16,064.77	15,037.71	15,135.00	17,701.27	13,922.43	10,012.13	6,714.30	5,422.80	5,048.02	4,305.66
Interest +	71.93	78.45	23.63	23.63	37.96	87.98	90.28	47.65	37.79	16.04

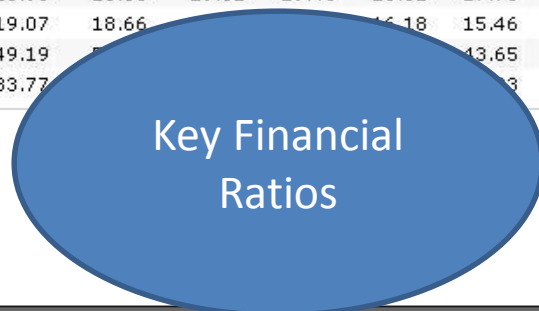
Profit & Loss of Last 10 years

- Segment Finance
- Consolidated Segment
- Funds Flow
- Cash Flow
- Consolidated Cash Flow
- Forex Data
- R & D
- Power & Fuel Consumption
- Power & Fuel (Unit Wise)
- Subsidiaries
- Related Party Transaction
- Related Party Relationship
- Balance Sheet Aggr.
- P & L Aggr.
- Ratios**
 - Key Financial Ratios
 - RBI - NHB (Banks)
 - Dupont Model
 - Valuation Ratios
 - Valuation Ratios(TTM)
- Working Results
- Equity

Company >> Ratios >> Key Financial Ratios

ITC Ltd
 Industry : Cigarettes

Year	Mar 16	Mar 15	Mar 14	Mar 13	Mar 12	Mar 11	Mar 10	Mar 09	Mar 08	Mar 07
Key Ratios										
Debt-Equity Ratio	0.00	0.00	0.00	0.00	0.01	0.01	0.01	0.02	0.02	0.02
Long Term Debt-Equity Ratio	0.00	0.00	0.00	0.00	0.00	0.01	0.01	0.01	0.01	0.01
Current Ratio	1.19	1.24	1.11	1.05	0.99	0.95	1.12	1.40	1.38	1.35
Turnover Ratios										
Fixed Assets	2.35	2.51	2.66	2.72	2.63	2.50	2.34	2.39	2.67	2.91
Inventory	6.35	6.63	6.74	6.88	6.46	6.28	5.74	5.35	5.77	6.44
Debtors	30.48	25.92	28.28	39.25	37.72	35.05	33.80	32.38	30.57	31.98
Interest Cover Ratio	208.96	179.43	536.72	101.88	91.83	83.61	67.63	102.27	121.98	245.81
PBIDTM (%)	30.93	29.84	28.86	27.52	27.52	26.00	25.57	23.43	23.64	22.31
PBITM (%)	28.94	27.93	26.95	25.63	25.54	23.87	23.25	21.06	21.58	20.43
PBDTM (%)	30.79	29.69	28.81	27.26	27.25	25.71	25.23	23.23	23.46	22.23
CPM (%)	20.94	20.98	20.58	19.51	19.48	18.31	17.78	16.48	16.66	15.87
APATM (%)	18.95	19.07	18.66	17.52	17.52	16.18	15.46	14.10	14.61	13.99
ROCE (%)	47.05	49.19	47.05	43.75	43.75	43.65	43.65	37.38	40.44	40.02
RONW (%)	30.98	33.77	33.77	33.77	33.77	33.77	33.77	25.42	27.88	27.86

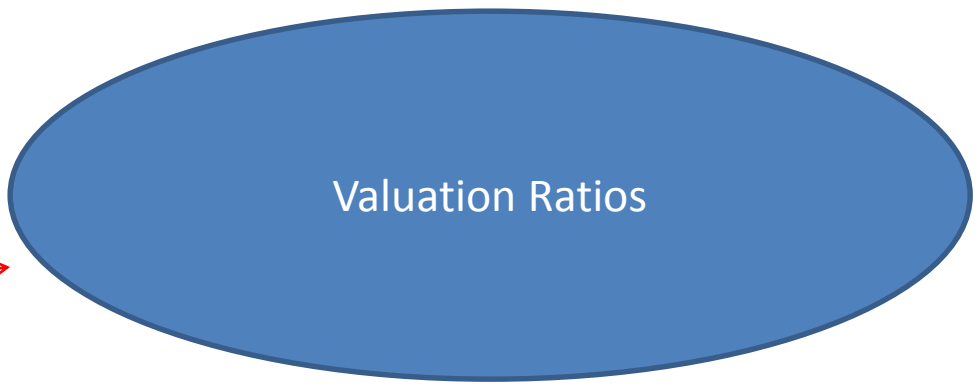


- Segment Finance
- Consolidated Segment
- Funds Flow
- Cash Flow
- Consolidated Cash Flow
- Forex Data
- R & D
- Power & Fuel Consumption
- Power & Fuel (Unit Wise)
- Subsidiaries
- Related Party Transaction
- Related Party Relationship
- Balance Sheet Aggr.
- P & L Aggr.
- Ratios**
- Key Financial Ratios
- RBI - NHB (Banks)
- Dupont Model
- Valuation Ratios
- Valuation Ratios(TTM)
- Working Results
- Equity
- Capitaline

Company >> Ratios >> Valuation Ratios

ITC Ltd
Industry : Cigarettes

Year	Mar 16	Mar 15	Mar 14	Mar 13	Mar 12	Mar 11	Mar 10	Mar 09	Mar 08	Mar 07
Price Earning (P/E)	31.24	30.39	35.19	36.36	31.73	31.72	29.30	23.04	26.87	22.62
Price to Book Value (P/BV)	8.03	8.50	10.71	10.98	9.46	8.83	7.17	5.10	6.48	5.45
Price/Cash EPS (P/CEPS)	27.83	27.32	31.63	32.53	28.20	27.61	24.90	19.51	23.32	19.75
EV/EBIDTA	16.03	16.85	20.43	20.78	18.01	17.26	14.81	12.71	15.33	12.98
Market Cap/Sales	5.08	5.18	5.96	5.80	5.04	4.56	3.83	3.01	3.64	2.93



Google Finance: Stock market | CAPITALINE DATABASES

capitaline.com/SiteFrame.aspx?id=1

Apps | C-MOTS | Marketing Feedback - U | Axis Bank | INDIANBANK INTERNET | HDFC Bank NetBanking | Google Finance | Convert DOC to PDF On

CAPITALINE PLUS DATABASES | **Transcripts** | **e magazine** | **Capitaline Newswire App** | GET IT ON **Google Play**

Welcome utkal | Change Password | Logout

Company: ITC | Go | What's New! | Home | Feedback | Reach Us | Settings | System Requirements | Help | Key Definitions | Brochure | Customer Feedback Survey

Company >> Working Results >> Quarterly Latest Results

ITC Ltd
Industry: Cigarettes

(Rs in Crores)

	Quarter ended			Year to Date			Year ended		
	Sep 16	Sep 15	[% Var]	Sep 16	Sep 15	[% Var]	Mar 16	Mar 15	[% Var]
Sales	9,535.47	8,699.36	9.6	19,493.13	17,777.21	9.7	36,475.27	36,083.21	1.1
Other Income	475.35	392.57	21.1	895.87	749.06	19.6	1,803.74	1,543.13	16.9
PBIDT	4,105.38	3,775.29	8.7	8,052.13	7,384.01	9.0	16,041.97	15,016.68	6.8
Interest	10.72	10.31	4.0	20.82	20.77	0.2	49.13	57.42	-14.4
PBDT	4,094.66	3,764.98	8.8	8,031.31	7,363.24	9.1	15,992.84	14,959.26	6.9
Depreciation	268.44	258.20	4.0	529.69	515.50	2.7	1,034.45	961.74	7.6
PBT	3,826.22	3,506.78	9.1	7,501.62	6,847.74	9.6	14,958.39	13,997.52	6.9
TAX	1,326.19	1,244.28	6.6	2,652.43	2,532.26	4.7	5,306.02	4,020.99	27.2
Deferred Tax	-	-	-	-	-	-	-	368.80	-100.0
PAT	2,500.03	2,262.50	10.9	4,849.19	4,315.48	12.1	9,652.37	8,976.53	7.5
	Notes +	Notes +							

Working Results or Quarterly Data with Indexing

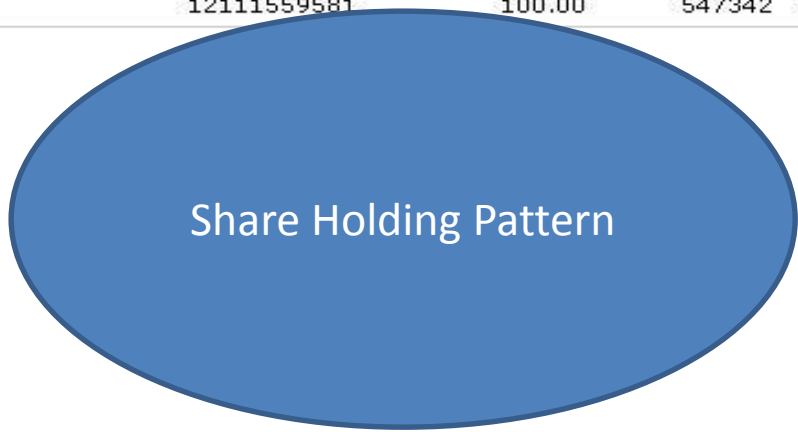
- Indexing
- Reported
- Consolidated Resu
- Indexing
- Reported
- Consolidated Result
- Indexing
- g Pattern
- gs
- y
- y
- tory
- e

Company >> Equity >> Share Holding Pattern

ITC Ltd
Industry : Cigarettes

Condensed | Select Period | All

Ownership Pattern as on 30-Sep-2016	No of Shares	% Share Holding	Share Holder	Demat Share	No. of Shares Pledged/ Encumbered	% P Enc
Foreign (Promoter & Group)	0	0.00	0	0	0.00	
Indian (Promoter & Group)	0	0.00	0	0	0.00	
Total of Promoter	0	0.00	0	0	0.00	
Non Promoter (Institution)	6756378517	55.78	1769	6754305200		
Non Promoter (Non-Institution)	5328077081	43.99	545571	1511724737		
Total Non Promoter	12084455598	99.78	547340	8266029937		
Total Promoter & Non Promoter	12084455598	99.78	547340	8266029937	0.00	
Custodians(Against Depository Receipts)	27103983	0.22	2	27063483		
Grand Total	12111559581	100.00	547342	8293093420	0.00	



- + Corporate Events
- + Company
 - + General
 - + Finance
 - + Ratios
 - + Working Results
 - + Equity
 - + Share Price
 - Latest Equity
 - Share Price Data
 - Beta Analysis
 - Average
 - Stock Returns
- + Products
- + Reports
- + Research
- + News
- + Industry
- + House
- + FactSheet
- + ITO

Company >> Share Price >> Share Price Data

ITC Ltd
Industry: Cigarettes

(Rs in Crores)

BSE Adjusted Daily BSE_SENSEX From 28 Dec 2015 To 30 Dec 2016 Go

Date	Open Price	High Price	Low Price	Close Price	Total Volume	No of Trades	Net Turnover -In Thousand	Market Cap	'BSE_SENSEX'
29/12/2016	235.70	236.70	232.30	235.50	649484	7151	152,264.12	285,458.07	26,366.15
28/12/2016	234.10	236.40	233.10	235.35	873586	7345	205,250.21	285,276.25	26,210.68
27/12/2016	225.50	234.70	224.45	234.10	826353	9892	190,775.81	283,761.08	26,213.44
26/12/2016	224.35	225.85	222.05	225.05	379382	4631	85,035.42	272,791.25	25,807.10
23/12/2016	227.25	227.30	223.85	224.80	619157	4463	139,247.36	272,488.22	26,040.70
22/12/2016	225.10	228.90	224.35	227.25	384313	4281	87,060.36	275,457.95	25,979.60
21/12/2016	229.40	229.80	225.30	226.10	312112	3122	202,383.16	274,064.85	26,242.38
20/12/2016	227.15	230.35	227.15	228.10	312112	3122	238,176.31	278,064.92	26,307.98
19/12/2016	228.00	229.20	225.95	228.00	312112	3122	877.47	275,231.57	26,374.70
16/12/2016	231.00	231.00	228.00	228.00	312112	3122	0.63	274,565.01	26,489.56
15/12/2016	232.95	234.10	228.00	228.00	312112	3122	39	278,503.81	26,519.07
14/12/2016	236.00	236.45	231.00	231.00	312112	3122	24	282,503.21	26,602.84
13/12/2016	233.00	236.80	232.00	232.00	312112	3122	48	285,169.48	26,697.82
12/12/2016	236.00	236.00	232.50	232.50	312112	3122	3.84	281,836.65	26,515.24
09/12/2016	234.00	239.40	232.65	232.65	312112	3122	116.59	285,775.45	26,747.18
08/12/2016	229.90	235.20	228.40	228.40	312112	3122	115,122.14	282,382.02	26,694.28
07/12/2016	231.00	232.10	226.95	227.00	312112	3122	145,852.34	275,776.95	26,236.87
06/12/2016	232.30	232.75	229.40	230.25	312112	2447	136,770.47	279,049.19	26,392.76
05/12/2016	229.75	233.00	227.70	232.45	587428	3669	135,374.90	281,715.45	26,349.10
02/12/2016	232.90	232.90	228.00	228.40	610321	6243	139,885.72	276,807.10	26,230.66
01/12/2016	232.90	234.95	231.20	233.35	779946	2458	182,078.20	282,806.20	26,559.92
30/11/2016	232.00	234.40	229.80	232.90	503787	3296	116,887.48	282,260.83	26,652.81

Daily/weekly/Monthly/Yearly Share of BSE & NSE with Adjusted & Unadjusted

- Equity History
- Bonus History
- Dividend History
- Share Price
- Latest Equity
- Share Price Data
- Beta Analysis
- Average
- Stock Returns
- Products
- Finished Products
- Raw Materials
- Reports
- Research
- News
- Industry
- House
- FactSheet
- IPO
- Corporate Action
- Peerset

Company >> Products >> Finished Goods

ITC Ltd
 Industry : Cigarettes

Product Name : Main Screen Go

Product Name	Product Code	Year	Unit of Measurement	% of STO	Capacity Utilised -%	Installed Capacity	Production
Cigarettes (Million)	24022000	2,016.00	No	62.27	0.00	0.00	0.0
Branded Packaged Foods	00026024	2,016.00	Ton	13.66	0.00	0.00	0.0
Paper & Paper Board	48100000	2,016.00	MT	6.31	0.00	0.00	0.0
Agricultural Products	10000000	2,016.00	NA	5.19	0.00	0.00	0.0
Others	00011024	2,016.00	NA	5.05	0.00	0.00	0.0
Tobacco-Redried/Unredried	24010000	2,016.00	MT	3.26	0.00	0.00	0.0
Services (Hotel Sales)	00070024	2,016.00	NA	2.45	0.00	0.00	0.0
Printing/Packaging Mtls	00022024	2,016.00	MT	1.11	0.00	0.00	0.0
Other Operating Revenues	00011024	2,016.00	M		0.00	0.00	0.0
Miscellaneous	00011024	2,016.00			0.00	0.00	0.0
Other Goods	00011024	2,016.00			0.00	0.00	0.0
Printing(Munger)-Mln.Impresion	00010024	2,016.00			0.00	0.00	0.0
Service Income / Hotel Sales	00010024	2,016.00			0.00	0.00	0.0
Marine Products	03000000	2,016.00			0.00	0.00	0.0
Personal Care Products	00022024	2,016.00			0.00	0.00	0.0
Coffee	09010000	2,016.00			0.00	0.00	0.0
Wheat	10010000	2,016.00			0.00	0.00	0.0
Rice	10060000	2,016.00			0.00	0.00	0.0
Soya	12010000	2,016.00	Ton		0.00	0.00	0.0
Soya Seed	12010000	2,016.00	Ton	0.00	0.00	0.00	0.0
Soya Oil	15070000	2,016.00	Ton	0.00	0.00	0.00	0.0



Google Finance: Stock marks x CAPITALINE DATABASES x

capitaline.com/SiteFrame.aspx?id=1

Apps C-MOTS Marketing Feedback - Us Axis Bank INDIANBANK INTERNET HDFC Bank NetBanking Google Finance Convert DOC to PDF On

CAPITALINE PLUS Databases

Transcripts e magazine

Capitaline Newswire App GET IT ON Google Play

Welcome utkal Change Password | Logout

Company ITC Go What's New! Home Feedback Reach Us Settings System Requirements Help Key Definitions Brochure Customer Feedback Survey

Company >> Products >> Raw Materials

ITC Ltd
Industry : Cigarettes

(Rs in Crores)

Product Name: Main Screen Go

Product Name	Product Code	Year	Unit of Measurement	Product Quantity	Product Value	Cost/Unit -Unit Curr.
Other Goods - Purchases	00002024	2,016.00	NA	0.00	0.00	0.00
Others -Purchases	00002024	2,016.00	NA	0.00	976.51	0.00
Miscellaneous	00011024	2,016.00	NA	0.00	0.00	0.00
Other Raw Material	00011024	2,016.00	NA	0.00	2,886.70	0.00
Sale of Waste	00020024	2,016.00	NA	0.00	0.00	0.00
Branded Packaged Food Purchase	00026024	2,016.00	Ton	0.00	0.00	0.00
Packing Materials	00026024	2,016.00	NA	0.00	0.00	0.00
Coffee	09010000	2,016.00	NA	0.00	367.09	0.00
Coffee Purchased	09010000	2,016.00	NA	0.00	361.07	0.00
Agro Products	10000000	2,016.00	NA	0.00	0.00	0.00
Agro Products-Purchased	10000000	2,016.00	NA	0.00	0.00	0.00
Wheat	10000000	2,016.00	NA	0.00	1,860.65	0.00
Wheat-Purchased	10000000	2,016.00	NA	0.00	856.20	0.00
Rice-Purchased	10000000	2,016.00	NA	0.00	0.00	0.00
Wheat Flour	11000000	2,016.00	NA	0.00	370.68	0.00
Soya Extraction - Purchases	12000000	2,016.00	NA	0.00	0.00	0.00
Soya oil - Purchases	12010000	2,016.00	NA	0.00	0.00	0.00
Soya Seed-Purchases	12010000	2,016.00	NA	0.00	191.97	0.00
Soya Seeds- Consumed	12010000	2,016.00	NA	0.00	0.00	0.00
Edible Oil	15150000	2,016.00	NA	0.00	404.06	0.00
Hydrogenated Vegetable Oil	15162000	2,016.00	Ton	0.00	0.00	0.00
Sugar-Raw material consumed	17020000	2,016.00	Ton	0.00	243.64	0.00

Capitaline

start CAPITALINE DATA... Inbox - Microsoft ... capitaline-online 3:10 PM

Company Raw Materials

Google Finance: Stock marks x CAPITALINE DATABASES x

capitaline.com/SiteFrame.aspx?id=1

Apps C-MOTS Marketing Feedback - U Axis Bank INDIANBANK INTERNET HDFC Bank NetBanking Google Finance Convert DOC to PDF On

CAPITALINE PLUS Databases Transcripts e magazine Capitaline Newswire App GET IT ON Google Play

Welcome utkal Change Password | Logout

Company ITC Go What's New! Home Feedback Reach Us Settings System Requirements Help Key Definitions Brochure Customer Feedback Survey

Auditor's Report
Chairman Speech
Corporate Governance
Notes To Accounts
Management Discussion
Research
AGM Report
Equity Research
Quarterly Analysis
Analyst Meet
Face To Face
Hot Pursuit
Corporate News

News
Industry
House
FactSheet
IPO
Corporate Action

Company >> News >> News

ITC Ltd
Industry: Cigarettes

Recent happenings on ITC Ltd are shown below. Select period for viewing more news items.

Select

Date/Time	Heading
28 Dec 2016	ITC: Despite price hikes, uncertainty remains high
21 Dec 2016	Other announce
21 Dec 2016	ITC Limited - A
20 Dec 2016	ITC allots equi
24 Nov 2016	Other announce
24 Nov 2016	ITC Limited - A
23 Nov 2016	ITC allots equi
21 Nov 2016	ITC provides u
21 Nov 2016	Other announce
21 Nov 2016	ITC Limited - U

CAPITALINE PLUS Databases

Company >> News >> News Archives

ITC Ltd
Industry: Cigarettes

ITC: Despite price hikes, uncertainty remains high 28-Dec-2016

ITC's decision to raise prices in two of its cigarettes brands -- Gold Flake regular (69 mm) and Navy Cut (74 mm) -- by about 14 per cent was cheered by the Street, but investors should tread carefully given the uncertainty on taxes.

To begin with, the Street's reaction is because the price hike can bring multiple gains for ITC. It will lead to higher operating profit margins in the cigarettes business. Second, it can help offset some of the fall in cigarette volumes arising from demonetisation. Third, the hike could also help ITC pre-empt a potential increase in taxes in the upcoming Budget. Abneesh Roy, consumer analyst at Edelweiss Securities, says, 'Excise duty on cigarettes was raised by 10 per cent in the last Budget and ITC needed

Company Daily News

start CAPITALIN... Inbox - Mic... capitaline-o... untitled - P... 3:12 PM

- Corporate Governance
- Notes To Accounts
- Management Discussion
- Research
 - AGM Report
 - Equity Research
 - Quarterly Analysis
 - Analyst Meet
 - Face To Face
 - Hot Pursuit
 - Corporate News
- News
 - News
- Industry
 - General
 - Fact Sheet
 - Sector Trends
- Finance
- Key Ratios
- Industry News

Industry >> General >> Fact Sheet

Company Name	HOC	Full Year (Rs Cr.)											
		Year End	Equity	Gr. Blk	Sales	NP	NP Var%	Div%	B.V Rs	CPS Rs.	EPS Rs.	Price	Price Date
Cigarettes	11		1271.54	24671.52	40777.4	9791.28							
Chemtex Eng		200603	0.50	38.07	8.94	-2.40	0.00	0.00	-56.00	0.00	0.00	0.00	
Godfrey Phillips		201603	10.40	1,300.57	2,411.59	150.95	-10.00	400.00	270.70	47.10	27.40	1,012.00	29/Dec/2016
Golden Tobacco		201603	17.61	116.36	44.73	-36.57	-19.00	0.00	-90.20	0.00	0.00	62.00	29/Dec/2016
Hallmark Tobacco		200603	0.05	0.00	257.14	0.12	33.00	0.00	126.00	24.00	24.00	0.00	
Hind Filters		200503	2.97	11.02	21.72	2.54	23.00	25.00	79.90	11.50	8.20	0.00	
Internatl Tobacc		201503	1.00	79.42	53.59	0.41	-3.00	0.00	4,236.00	635.00	41.00	0.00	
ITC		201603	1,212.14	22,647.77	36,837.39	9,532.81	1.00	850.00	27.10	7.60	6.70	236.00	29/Dec/2016
NTC Inds.		201603	10.75	17.66	8.89	-0.48	0.00	0.00	29.20	0.00	0.00	51.00	29/Dec/2016
Prabhudas Kishor		200103	0.48	10.76	231.05	2.77	-41.00	100.00	10,600.00	714.60	566.70	0.00	
Rasbihari Entpr.		200303	0.20	7.90	19.21	0.43	48.00	10.00	173.00	47.50	21.50	0.00	
VST Inds.		201603	15.44	441.99	883.15	140.70	-3.00	700.00	238.20	97.40	77.30	2,354.00	29/Dec/2016

Fact Sheet of the Industry

Google Finance: Stock marks x CAPITALINE DATABASES x

capitaline.com/SiteFrame.aspx?id=1

Apps C-MOTS Marketing Feedback - U Axis Bank INDIANBANK INTERNET HDFC Bank NetBanking Google Finance Convert DOC to PDF On

CAPITALINE PLUS DATABASES **Transcripts e magazine** **GET IT ON Google Play**

Welcome utkal Change Password | Logout

Company ITC Go What's New! Home Feedback Reach Us Settings System Requirements Help Key Definitions Brochure Customer Feedback Survey

Industry : Cigarettes

22 Nov 2016 Tobacco: Demonetization a hit; lower GST rates a relief
 30 Aug 2016 Tobacco: Market leader ITC manages positive volume growth in last 2 quarters
 31 May 2016 Tobacco: Government plans complete ban on FDI in tobacco sector
 17 Feb 2016 Tobacco: Tough times amidst high taxation and flood of illegal cigarettes
 30 Nov 2015 Tobacco: Volume de-growth continues
 27 Aug 2015 Tobacco: Any ban on loose sale of cigarettes will be negative
 15 Jun 2015 Tobacco: Volume to remain under pressure
 20 Nov 2014 Tobacco: Tougher days ahead
 09 Oct 2014 Tobacco: Cigarette production consistently declining since Jan 2014

22-Nov-2016
Tobacco: Demonetization a hit; lower GST rates a relief

Key Sector Data

Market Cap (Rs Crore)	289941
Market Cap (USD Million)	42588
P/E	28.35
P/BV	8.35
Debt/Equity	0.00
ROA (%)	19.53
ROE (%)	29.45
EV/Sales	6.70

Sector Trends

Capitaline

start CAPITALIN... Inbox - Mic... capitaline-o... untitled - P... 3:14 PM

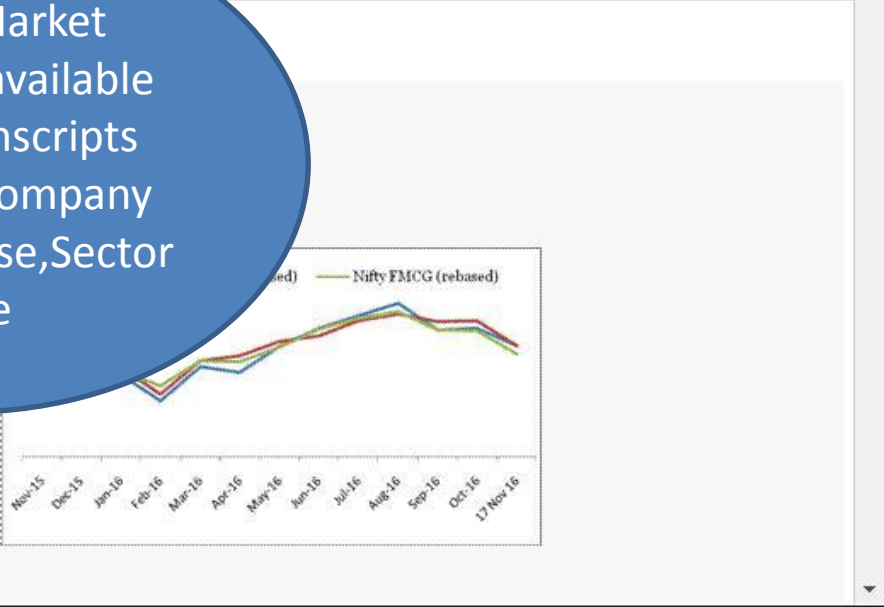
- Capitaline Databases
- Capitaline
 - CM-Live News
 - Market Commentary
 - Hot Pursuit
 - Result Analysis
 - Result Announcements
 - AGM Reports
 - Analyst Meet Reports
 - Corporate News
 - Corporate Events
 - Announcements
 - Company
 - General
 - Snapshot
 - Background
 - History
 - Top Management
 - Bankers
 - Locations
 - Collaborators

Industry : Cigarettes

- 22 Nov 2016 Tobacco: Demonetization a hit; lower GST rates a relief
- 30 Aug 2016 Tobacco: Market leader ITC manages positive volume growth in last 2 quarters
- 31 May 2016 Tobacco: Government plans complete ban on FDI in tobacco sector
- 17 Feb 2016 Tobacco: Tough times amidst high taxation and flood of illegal cigarettes
- 30 Nov 2015 Tobacco: Volume de-growth continues
- 27 Aug 2015 Tobacco: Another phase sale of cigarettes will be negative
- 15 Jun 2015 Tobacco: ...
- 20 Nov 2014 ...
- 09 ...

22-Nov-2016
Tobacco: Dem

Key Sect	
Market Cap	
Market Cap	
P/E	
P/BV	
Debt/Equity	0.00
ROA (%)	19.53
ROE (%)	29.45
EV/Sales	6.70



Capital Market Magazine available Freely. Transcripts available Company wise, yearwise, Sector Wise